








Needle	Incidence of PDPH	Tip Configuration	Showcase
Atraucan	5% (26G)	Combination Quincke-pencil point bevel	
Eldor	0% (26G)	Double hole pencil point	
Gertie Marx	0%-4% (24G)	Single port pencil point	
Quincke	2.7%-19% (29G-25G)	Cutting edge	
Spinocan	39% (22G)	Cutting edge	
Sprotte	1.5%-2.8% (24G)	Single port pencil point	
Whitacre	0.37%-39% (22G-27G)	Single port pencil point	

**Table 2.** Incidence of PDPH after different spinal needles.